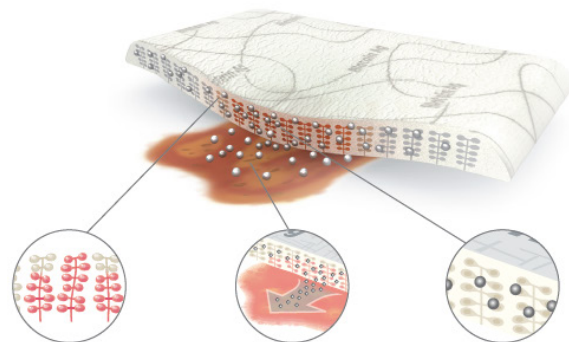


# Superior absorption for faster healing

A number of independent studies have shown that the Biatain® silver dressings create the optimal conditions for faster healing of infected wounds.<sup>1-10</sup> By providing superior absorption of exudate and attacking the broadest range of bacteria, the Biatain silver dressings give you the high performing dressings you need.

## Biatain Ag – superior absorption for infected wounds

- Unique 3D foam structure that conforms closely to the wound bed for superior absorption – also under compression<sup>1-3</sup>
- Patented silver complex with broad antimicrobial profile<sup>4,5</sup>
- Sustained release of silver during the entire wear time (up to 7 days)<sup>11</sup>



### Designed to prevent wound infection<sup>12-14,15-17</sup>

- Patented silver profile
- Sustained release of silver into the wound (up to seven days)

### Faster killing of bacteria<sup>12-14</sup>

- Optimal concentration of silver
- Faster killing of bacteria in wound and dressing (e.g. MRSA, VRE, ESBL, Pseudomonas)

### Optimal healing environment<sup>15,16</sup>

- Unique 3D polymer foam
- Superior absorption and high retention



## Biatain® silver dressing range

### Biatain Ag Adhesive



Code	Size	Units / box
13296	7.5 x 7.5	5
13297	12.5 x 12.5	5

### Biatain Ag Non-Adhesive



Code	Size	Units / box
13294	5 x 7	5
11860	10 x 10	5
13295	15 x 15	5
13301	Cavity	5

Available in New Zealand  
through USL Medical

For further information please  
contact your local key account  
manager or our Customer Service  
on 0800 658 814 or email  
[customerservice@uslmedical.co.nz](mailto:customerservice@uslmedical.co.nz)



References: 1. Jørgensen et al. International Wound Journal 2005;2(1):64-73 2. Mønter et al. Journal of Wound Care 2006;15(5):199-206 3. Reitzel & Marburger. EWMA 2009 4. Ip et al. Journal of Medical Microbiology 2006;55(5):59-63 5. Basterzi et al. Wounds 2010;22(7):165-170 6. Data on file (Independent laboratory testing performed by Wickham Laboratories) 7. Thomas et al. HYPERLINK "http://www.dressings.org/TechnicalPublications/PDF/www.dressings.org/TechnicalPublications/PDF/Coloplast-Dressings-Testing-2003-2004.pdf 8. Thomas et al. Journal of Wound Care 2005;20(3):124-128 9. Perchival et al. International Wound Journal 2011;8(3):237-243 10. Freeman et al. Wounds UK 2006 11. Buchholz. Wounds UK 2009 12. Ip et al. Antimicrobial activities of silver dressings: an in vitro comparison. Journal of Medical Microbiology 2006;55(5):59-63. 13. Basterzi et al. In-vitro comparison of antimicrobial efficacy of various wound dressings. Wounds July 2010. 14. Schwarzkopf et al. The release of silver ions from foam dressings. Wound Management. January 2010. 15. Mønter et al. Effect of a sustained silver-releasing dressing on ulcers with delayed healing: the CONTOP study. Journal of Wound Care. 2006;15(5):199-206. 16. Jørgensen et al. The silver-releasing foam dressing, Contreet Foam, promotes faster healing of critically colonised venous leg ulcers: A randomised, controlled trial. International Wound Journal. 2005;2(1):64-73. 17. Buchholz. An in-vitro comparison of antimicrobial activity and silver release from foam dressings. Poster presented at Wounds UK 2009, Wound Care Conference Harrogate.

Ostomy Care  
Urology & Continence Care  
Wound & Skin Care



The Coloplast logo is a registered trademark of Coloplast A/S.  
© 2013-04 WOU161.  
All rights reserved Coloplast A/S, 3050 Humlebaek, Denmark.

Coloplast Pty Ltd  
33 Gilby Road  
Mount Waverley  
VIC 3149 Australia  
[www.coloplast.com.au](http://www.coloplast.com.au)

Biatain® Ag



# The gold standard of silver dressings

Faster healing of infected wounds

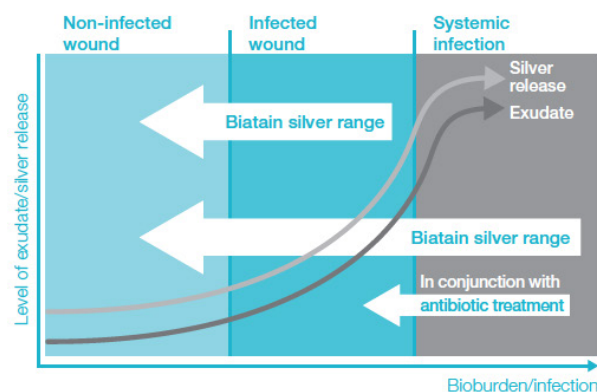


# Superior absorption works together with intelligent silver release

## Intelligent release system

All Biatain® silver dressings contain a patented silver complex that releases silver ions into the wound according to the amount of exudate present for up to seven days.

## Silver released in proportion to exudate



## Attacks the broadest range of bacteria

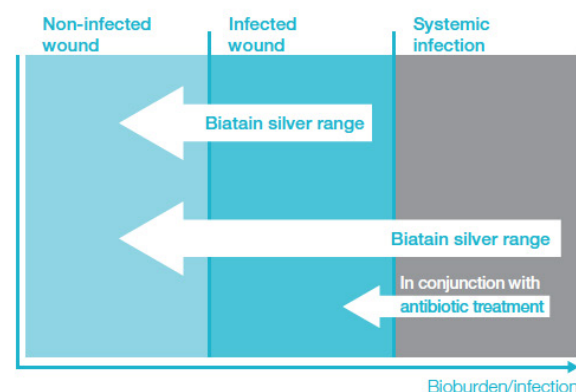
Major independent studies<sup>4,5</sup> have proved that Biatain silver dressings are the only wound dressings that are effective on all bacteria commonly found in infected non-healing wounds. Including Pseudomonas, VRE, ESBL, and the highly resistant MRSA.<sup>3,4</sup> (See the full range of bacteria in the table below).

Resistant bacteria:	VRE, ESBL, MRSA, NDM-1, KPC-2
Anaerobic bacteria:	B. fragilis, C. perfringens, Peptostreptococci
Aerobic bacteria:	P. aeruginosa, P. vulgaris, P. mirabilis, E. cloacae, E. faecalis, E. faecium, E. coli, S. aureus, Coagulase neg. S. epidermis, Acinetobacter spp, Hemolytic streptococci
Yeast:	C. albicans

# How can infected wounds heal faster?

Infected wounds are a significant drain on health care resources. Speeding up the healing process will prevent wound complications and thus hospital admissions. The Biatain® silver dressing range has been proven to help infected wounds heal faster.<sup>1,2,10</sup> Therefore from a clinical and cost perspective, the Biatain silver dressing range represents the gold standard of silver dressings.

## Faster healing of infected wounds



## Superior absorption for faster healing

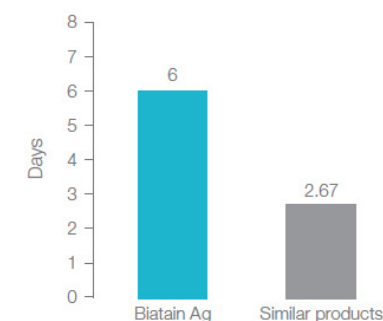
Biatain Ag has been proven to reverse the infection curve. The superior absorption of the Biatain silver dressings provides effective exudate management while the intelligent silver release system attacks bacteria for up to seven days. This creates the best conditions for faster healing of infected and non-healing wounds.<sup>1-10</sup>

# Superior absorption and intelligent silver release save time and money

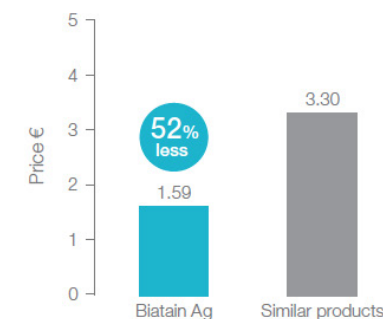
Thanks to superior absorption capacity and intelligent silver release system, Biatain® silver dressings are effective for up to seven days. This has been shown to reduce treatment and nursing costs considerably.

## Health economic benefits

### Days of effective treatment against P. Aeruginosa\*<sup>12</sup>



### Price per effective treatment day



\*based on a minimal inhibitory concentration (MIC) of 7.5<sup>9</sup> for P. Aeruginosa