

# sigvaris

[www.sigvaris.com](http://www.sigvaris.com)



Compreflex<sup>®</sup>  
Reduce

**INELASTIC COMPRESSION WRAPS**

SIGVARIS  
GROUP

Simple Solutions for  
Venous Disease, Lymphedema & Wound Care

# Decongestive Therapy That Works With You

*The Sigvaris Compreflex Reduce is an innovative compression system used to reduce limb fluid volume during the decongestive phase of lymphedema therapy.*

A replacement for tedious traditional bandage wrapping, each Compreflex Reduce garment is customizable at the site of care, easy to assemble and simple to adjust during wear.

The Compreflex Reduce is comfortable and easy to put on and take off, promoting adherence and improved quality of life.



## Innovative Compression System to Fit You

Knowing the correct level of compression for your therapeutic needs can be challenging. This is especially true for those recently diagnosed with lymphedema.

For accurate and consistent application of tension, the Compreflex Reduce garment includes Tension Tabs. Tension Tabs are visual indicators that show how much tension to apply when donning the garment. The Tension Tabs allow for easy readjustment of the garment for clinically effective compression all day long.



To support complex limbs, pair Compreflex Reduce with the Lobe Strap, an accessory that lifts and applies additional compression to areas where edema has pooled.



Patient Name:	Contact Name:
Account Name:	Account #:
Account Phone #:	P.O. #:
Ship Name & Address:	Date:

Product Information

Product includes one Compreflex Reduce Calf and one pair of Cotton Liners.

<input type="checkbox"/> Right Calf	Size:	Item #:
Color: <input type="checkbox"/> Black <input type="checkbox"/> Beige	Length:	Quantity:
<input type="checkbox"/> Left Calf	Size:	Item #:
Color: <input type="checkbox"/> Black <input type="checkbox"/> Beige	Length:	Quantity:

Companion Products (sold separately)

<input type="checkbox"/> Compreflex Reduce Foot	Color: <input type="checkbox"/> Black <input type="checkbox"/> Beige
Size:	Item #: Quantity:
Size:	Item #: Quantity:

Note: Compreboot® options available, each sold separately.

Measuring Instructions

Compreflex Reduce Calf:

Measure circumferences where indicated, beginning 5cm above the lateral malleolus (outer ankle bone), continuing to 25cm. Record in the corresponding lines A and C (Left/Right). Measure length from the lateral malleolus (outer ankle bone) to lateral aspect of the fibular head, and record in box G.

Compreflex Reduce Foot:

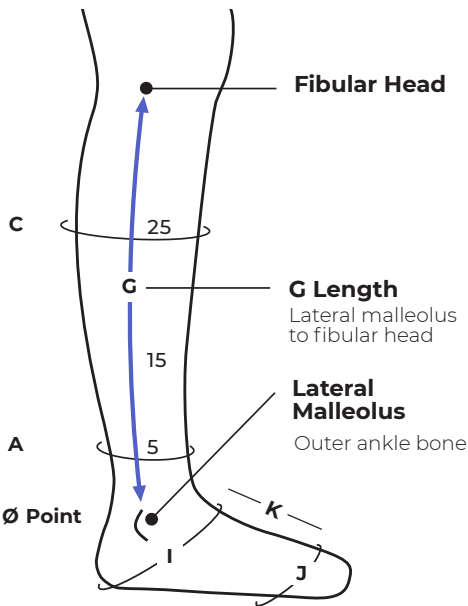
Measure circumference of ankle bend and heel and record on line I. Measure circumference across metatarsal heads and record on line J. Measure length on medial side of foot from heel to 1st metatarsal head and record on line K.

Circumference  
Left Right

C	_____	_____
A	_____	_____
I	_____	_____
J	_____	_____

G Length  
Regular: 30–33.9cm  
Tall: 34–42cm

G	_____	_____
K	_____	_____



K: Measure medial length from heel to 1st metatarsal head

Compreflex Reduce Calf Size Chart (A–C)

	Range 1	Range 3
C	<65cm	<90cm
A	<55cm	<75cm
Black		
Regular	2401-BKR	2403-BKR
Tall	2401-BKT	2403-BKT
Beige		
Regular	2411-BKR	2413-BKR
Tall	2411-BKT	2413-BKT

Compreflex Reduce Foot Size Chart (I–K)

	Range 1	Range 3
I	30–44cm	39–54cm
J	24–33cm	30–43cm
K	16–25cm	20–27cm
Black	2801-BTL	2803-BTL
Beige	2811-BTL	2813-BTL

Patient Name:	Contact Name:
Account Name:	Account #:
Account Phone #:	P.O. #:
Ship Name & Address:	Date:

Product Information

Product includes one Compreflex Reduce Thigh wrap, one pair of Cotton Liners, and one Belt and Hip attachment.

<input type="checkbox"/> Right Thigh	Size:	Item #:
Color: <input type="checkbox"/> Black <input type="checkbox"/> Beige	Length:	Quantity:
<input type="checkbox"/> Left Thigh	Size:	Item #:
Color: <input type="checkbox"/> Black <input type="checkbox"/> Beige	Length:	Quantity:

Companion Products (sold separately)

<input type="checkbox"/> Compreflex Reduce Knee	Color: <input type="checkbox"/> Black <input type="checkbox"/> Beige
Size:	Item #: Quantity:
Size:	Item #: Quantity:

Measuring Instructions

Compreflex Reduce Thigh:

Measure circumferences where indicated on the measurement chart, beginning 5cm above the top of patella and continue 23cm up the thigh, just below the gluteal fold. Record in the corresponding lines D and F. Measure length from the lateral aspect top of patella to the gluteal fold, and record in box G1.

Compreflex Reduce Knee:

Measure circumferences where indicated, beginning 5cm below the lateral aspect fibular head. Continue 5cm above the lateral aspect top of patella. Record in the corresponding lines C1 and D.

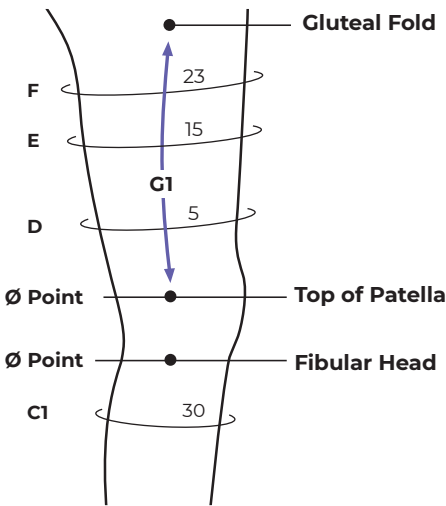
Circumference  
Left Right

F	_____	_____
E	_____	_____
D	_____	_____
C1	_____	_____

G1 Length  
Regular: 20–24.9cm  
Tall: 25–30cm

Top of patella to  
gluteal fold

G1 \_\_\_\_\_



Compreflex Reduce Thigh Size Chart

	Range 1	Range 3
F	<80cm	<125cm
D	<65cm	<110cm

	Black	
Left	Regular	2401-TCR-L 2403-TCR-L
	Tall	2401-TCT-L 2403-TCT-L
Right	Regular	2401-TCR-R 2403-TCR-R
	Tall	2401-TCT-R 2403-TCT-R

	Beige	
Left	Regular	2411-TCR-L 2413-TCR-L
	Tall	2411-TCT-L 2413-TCT-L
Right	Regular	2411-TCR-R 2413-TCR-R
	Tall	2411-TCT-R 2413-TCT-R

Compreflex Reduce Knee Size Chart

	Range 1	Range 3
D	<75cm	<115cm
C1	<65cm	<90cm
Black	2401-KP	2403-KP
Beige	2411-KP	2413-KP

Patient Name:	Contact Name:
Account Name:	Account #:
Account Phone #:	P.O. #:
Ship Name & Address:	Date:

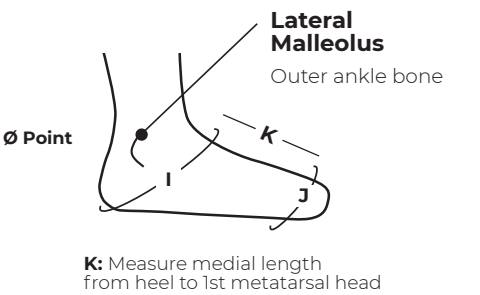
Circumference  
Left Right

I \_\_\_\_\_

J \_\_\_\_\_

Length

K \_\_\_\_\_



Product Information		
Product includes one Compreflex Reduce Foot.		
<input type="checkbox"/> Right Foot	Size:	Item #:
Color: <input type="checkbox"/> Black <input type="checkbox"/> Beige		Quantity:
<input type="checkbox"/> Left Foot	Size:	Item #:
Color: <input type="checkbox"/> Black <input type="checkbox"/> Beige		Quantity:

**Note:** Compreflex Reduce Calf options available, each sold separately.

Compreflex Reduce Foot Size Chart (I-K)		
	Range 1	Range 3
I	30-44cm	39-54cm
J	24-33cm	30-43cm
K	16-25cm	20-27cm
Black	2801-BTL	2803-BTL
Beige	2811-BTL	2813-BTL

Measuring Instructions  
Compreflex Reduce Foot:

Measure circumference of ankle bend and heel and record on line I. Measure circumference across metatarsal heads and record on line J. Measure length on medial side of foot from heel to 1st metatarsal head and record on line K.



# sigvaris



## Compreflex® **REDUCE SYSTEM**

This brochure provided courtesy of:

On sale at

On sale at

On sale at

On sale at

## Total Leg Coverage - One Convenient Solution



The Compreflex Reduce system includes the foot, calf, knee, and thigh garments which can be used together for total leg coverage.

To learn more about the Sigvaris inelastic products, visit our website at [sigvaris.com](http://sigvaris.com).

Distributed in New Zealand by:



[sigvaris@uslmedical.co.nz](mailto:sigvaris@uslmedical.co.nz) | 0800(Sigvaris) 744 827 | [uslmedical.co.nz](http://uslmedical.co.nz)

USL Medical, 494 Rosebank Road, Avondale, Auckland 1026

**SIGVARIS**  
GROUP