

# Disposable Gowns

## Disposable Isolation Gowns

Offers effective fluid resistance from blood and body fluids whilst being breathable and comfortable to wear. Impervious on front & sleeves, velcro closure at neck, ties at waist, knitted cuffs & a full back.

33g - 20g Polypropylene (PP) + 13g polyethylene (PE)



### DISPOSABLE ISOLATION GOWN

#### RHS951

- Regular - 120 x 140cm

### DISPOSABLE ISOLATION GOWN

#### RHS953

- X-Large - 125 x 155cm

### DISPOSABLE ISOLATION GOWN

#### RHS954

- XX-Large - 130 x 160cm

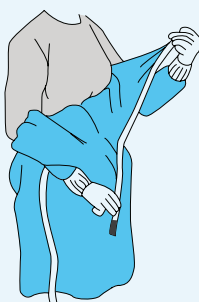
Packaging: 10 gowns per pack  
10 packs per carton

## Fitting Gown:

Step 1: Wash hands before putting on gown



Step 2: Put on the gown so that your torso from neck to knees, arms to the end of wrists are fully covered and opening is at the back



Step 3: Wrap gown around to the back and fasten velcro at the neck and ties at the waist




### DISPOSABLE ISOLATION GOWN COMPLIES WITH

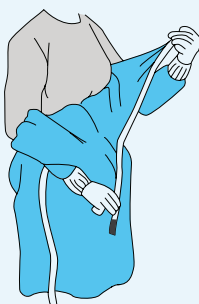
- Water Repellancy (Spray Test) ATCC TM 22-2017
- Water Resistance (Hydrostatic Test) AATCC TM 127-2017
- Water Resistance (Impact Penetration Test) AATCC TM 42-2017
- (SGS Tested : August 2020)

## Removing and disposing of gown:

Step 1: With clean hands, unfasten or tear the ties at the back and velcro at the neck



Step 2: Touching only the inside of the gown, pull away from neck and shoulders, then arms, turning gown inside out as gown is removed



Step 3: Fold or roll gown into a bundle and discard in appropriate waste receptacle



Step 4: Wash hands



Reynard is reassurance.



**Reynard**  
Health Supplies

#### New Zealand

PO Box 8470  
Havelock North  
Sales@reynardhealth.com  
0508 494 737

#### Australia

44 Hampden Road  
Artarmon, NSW, 2064  
enquiries@reynardhealth.com.au  
1300 667 199

#### UK

White Horse Business Park,  
Standford in the Vale SN7 8NY  
www.reynardhealth.co.uk  
uk@reynardhealth.com  
+44 (0)845 263 7335

#### International

PO Box 8470  
Havelock North  
Sales@reynardhealth.com  
+64 (0)6 650 0709