



The absorbent thin foam dressing with Safetac® technology

- Minimizes pain and trauma at dressing changes^{1,2}
- Highly conformable even over difficult-to-dress areas

Safetac® technology layer


- Reduces pain and trauma during dressing change
- Does not adhere to the moist wound bed but to dry skin only
- Seals the wound margins and reduces risk of maceration

Thin foam pad

- Absorbs exudate
- May be used under compression
- Conformable

Polyurethane backing film

- Moisture resistant
- High MVTR
- Bacterial and viral barrier†



Safetac® technology. Less pain and less trauma.

Safetac® technology is a patented adhesive technology that minimizes pain to patients and trauma to wounds. Safetac® technology is available exclusively on Mölnlycke Health Care dressings, including Mepilex® wound care dressings, Mepitel®, Mepiform® and Mepitac®.

For more information visit www.molnlyckeUSA.com

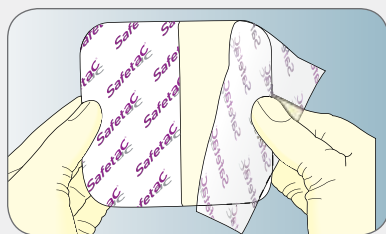


Skin stripping may occur with traditional adhesive



Minimal skin stripping with Safetac® technology

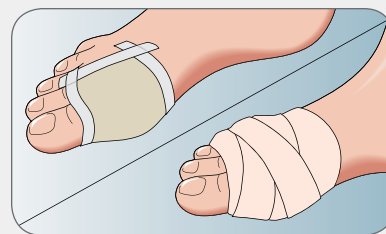
How to use Mepilex® Lite



Clean the wound in accordance with normal procedures. Dry the surrounding skin thoroughly. Cut for customization, if required. Remove the larger release film.



Apply the adherent side to the wound. **Mepilex® Lite** should overlap the dry surrounding skin by 2 cm. Remove the shorter release film and mold the dressing in place. Do not stretch the dressing.



Secure **Mepilex® Lite** with a bandage or other fixation, such as **Mepitac®** or **Tubifast®**.

How Mepilex® Lite works

Mepilex® Lite is a highly conformable dressing that absorbs exudate and maintains a moist wound environment. The **Safetac®** layer seals around the wound edges, preventing the exudate from leaking onto the surrounding skin, thus minimizing the risk of maceration. The **Safetac®** layer also ensures atraumatic dressing changes. **Mepilex® Lite** may be cut to suit various wound shapes and locations.

Benefits of Mepilex® Lite

- Atraumatic to the wound and surrounding skin upon removal
- Promotes patient comfort during wear and minimizes pain upon removal
- Minimizes the risk of maceration
- Conforms well to body contours
- Thin and comfortable to wear
- Easy to handle; may be cut for customization
- Maintains a moist wound environment
- Bacterial and viral barrier†

Wear time: Up to 7 days

Note

In case of clinical signs of infection, consult a health care professional for adequate infection treatment.

References:

1. White R., A Multinational survey of the assessment of pain when removing dressings. Wounds UK 2008; Vol 4, No 1.
2. Dykes PJ et al. Effects of adhesive dressings on the stratum corneum of the skin. J Wound Care 2001; 10(2):7-10.

† Microbes larger than 25 nm.

Areas of use

- Non to low exuding wounds
- Leg and foot ulcers
- Pressure ulcers
- Partial thickness burns
- Radiation skin reactions
- Epidermolysis Bullosa
- Under compression bandaging
- Peristomal irritation
- In combination with gels
- Protection of compromised and/or fragile skin



Non to low exuding wound



Radiation skin reaction



Foot ulcer

Mepilex® Lite Ordering Information†

Product Code	Size	Pcs/box	Pcs/case	HCPCS
284090	2.4" x 3.4" (6 x 8.5 cm)	5	70	A6209
284190	4" x 4" (10 x 10 cm)	5	50	A6209
284390	6" x 6" (15 x 15 cm)	5	50	A6210
284599	8" x 20" (20 x 50 cm)	4	24	A6211

† Packaged sterile in single packs



Scan for more information

Socialize with us:



We're here to help you, when you need us. Call your Mölnlycke® Health Care Representative or Regional Clinical Specialist.
1-800-843-8497 | www.molnlyckeUSA.com | info.woundcare@molnlycke.com | 5550 Peachtree Parkway, Suite 500, Norcross, GA 30092