

*What if you tried  
something different?*



Wound care needs choice.  
Try a proven innovation with PHMB<sup>1-4</sup>



**COVIDIEN**

*positive results for life™*

## **Kendall™ AMD Antimicrobial Foam Dressings with PHMB**

Engineered for performance and comfort



# Kendall™ AMD Antimicrobial Foam Dressings with PHMB

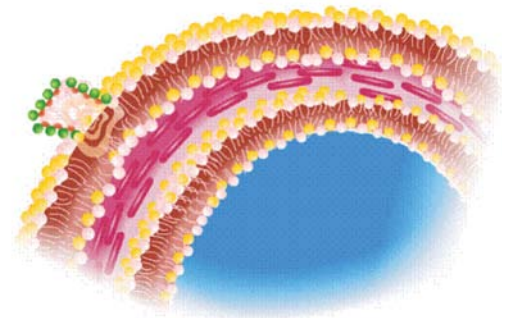
When there is no response to other antimicrobial dressings, you can rely on the combination of PHMB's 75-year antiseptic heritage and an ingenious foam base <sup>4,5</sup>

## PHMB controls microbial activity <sup>6,7</sup>

Kendall™ AMD antimicrobial foam dressings are impregnated with 0.5% Polyhexamethylene Biguanide (PHMB) <sup>5</sup>

- PHMB is a highly effective, safe antiseptic with broad-spectrum activity against gram<sup>+</sup> and gram<sup>-</sup> bacteria, fungi and yeast including: <sup>5,6,9</sup>
  - Methicillin-resistant *Staphylococcus aureus* (MRSA)
  - Vancomycin-resistant *Enterococcus* (VRE)
  - *Acinetobacter baumannii*
  - *Pseudomonas aeruginosa*
  - *Klebsiellas*
  - *Candida albicans*
- PHMB activity helps to maintain normal skin barrier function by not inhibiting the growth of normal skin flora that are crucial to the control of bacterial balance <sup>8</sup>
- PHMB binds to the cell membranes of micro-organisms causing holes to form. The cells subsequently leak, causing them to collapse and die within 30 minutes – this will occur in both wet and dry conditions <sup>9,10</sup>
- PHMB also impacts bacterial metabolism, starving cells of energy <sup>9</sup>
- As PHMB maintains its activity in the presence of wound exudate, dressings can remain in place for up to seven days <sup>6,9</sup>

### PHMB mode of action



PHMB binds to the outer membranes of micro-organisms creating holes <sup>5,9</sup>

This leads to the collapse and death of cells within **30 minutes** <sup>5,10</sup>

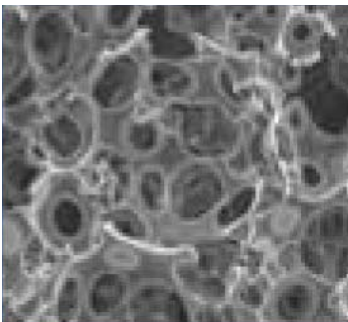
## PHMB: a proven, safe antiseptic with a 75-year heritage <sup>4</sup>

- PHMB has been used as an antimicrobial agent for over 75 years <sup>4</sup>
- PHMB has been used for multiple purposes, for example, in cosmetics, baby wipes and to clean swimming pools <sup>1,4</sup>
- There is no known resistance to PHMB, which is likely to be due to the multiple modes of action <sup>9</sup>


# Proven innovation in wound care<sup>1-4</sup>

## PHMB is combined with an ingenious foam base<sup>5</sup>

As a result of extensive research and development we have created a foam base ideal for exudate management:<sup>5</sup>



At the wound surface: Loose, 'honeycomb' structure rapidly **absorbs** exudate from the wound via a **vertical wicking** effect<sup>5</sup>



At the core: Larger, denser 'honeycomb' structure acts as a reservoir to **retain** fluid<sup>5</sup>

The clever construction provides ideal moisture balance by:<sup>5</sup>

- Swelling as it absorbs fluid, preventing pooling in the wound
- Shrinking when the amount and flow of exudate decreases, preventing the wound surface drying out
- Having a highly absorptive core, giving greater wear time

Dressings designed for patient comfort:<sup>5</sup>

- Effective fluid retention, even when under compression, to prevent embarrassing and unsightly leakage
- Polyurethane back sheet to avoid strike through when under compression and to provide protection against bacteria
- Non-adherent material, with no shedding of fibres or particles, to minimise pain on removal
- Soft, conformable and comfortable for patients to wear

# Kendall™ AMD Antimicrobial Foam Dressings with PHMB

The Kendall™ AMD antimicrobial foam dressing with PHMB range consists of a variety of useful sizes and specifications that are ideal for different indications<sup>5</sup>

## For moderate to heavily exuding wounds

Kendall™ AMD antimicrobial foam dressings with PHMB are indicated for moderate to heavily exuding wounds, where it is suspected that the presence of micro-organisms is delaying healing, such as:<sup>5</sup>

- Pressure ulcers
- Venous stasis ulcers
- Diabetic foot ulcers
- C sections
- Donor sites
- Trauma wounds
- Post-surgical incisions
- First and second degree burns
- Dermatological disorders
- Complex wounds in paediatric patients

### Ideal for moderate to heavily exuding wounds:

Kendall™  
Antimicrobial  
Foam Dressings



Double sided,  
preventing confusion  
during application

Kendall™  
Antimicrobial  
Foam Dressings  
with backsheet



Backsheet prevents  
compression leakage and  
provides a barrier against  
fluid and micro-organisms

Kendall™  
Antimicrobial  
Foam Dressings  
with adhesive  
border



Adhesive border for surface  
wounds reduces the need for  
a second dressing

# Your innovative solution for multiple indications

## For exit site management

Kendall™ AMD antimicrobial foam dressing with PHMB discs and fenestrated versions can be used to promote a healthy environment around percutaneous exit or entry sites, such as:<sup>5</sup>

- Catheter insertions (eg central venous catheters and peripherally inserted central catheters)
- Tracheostomy sites
- External fixator pin entry sites
- G-tubes or J-tubes
- Penrose drains
- Chest drains
- Nephrostomy sites
- Central venous lines
- Suprapubic catheters




### Ideal for protection and management of exit sites:

Kendall™  
Antimicrobial  
Foam  
Fenestrated



Fenestrated for ease  
of application around  
medical devices

Kendall™  
Antimicrobial  
Foam Discs



Double-sided discs for catheter  
and external fixation sites



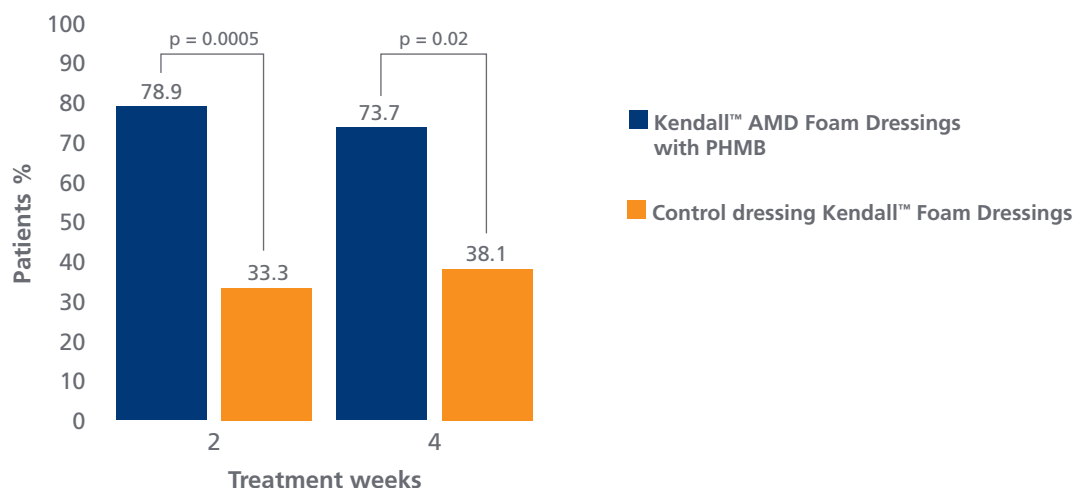
Kendall™ AMD  
Antimicrobial Foam  
Dressings with PHMB

## Your innovative solution with proven results <sup>1-4</sup>

Results from a double-blind, randomised controlled trial show that Kendall™ AMD antimicrobial foam dressings with PHMB:

- Reduced the size of chronic ulcers by 35% after four weeks, compared to 28% with a control dressing <sup>1</sup>
- Significantly reduced the pain experienced by patients with chronic ulcers after two weeks <sup>1</sup>

Patients reporting no pain after 2 and 4 weeks of treatment <sup>1</sup>



Sibbald RG, et al. *Adv, Skin Wound Care* 2011.

Other studies have demonstrated that Kendall™ AMD antimicrobial foam dressings with PHMB:

- Helped to reduce the wounds in paediatric patients within two weeks with 90% achieving healing <sup>2</sup>
- Contribute to the reduction of overgranulation tissue around percutaneous endoscopic gastrostomy (PEG) sites <sup>3</sup>
- Reduce the overall costs associated with wound maintenance <sup>4</sup>

# Your innovative solution in wound care

- Providing another option when there is no response to other antimicrobial dressings<sup>5</sup>
- The combination of PHMB's 75-year antiseptic heritage and an ingenious foam base<sup>4,5</sup>
- Providing an ideal, balanced healing environment<sup>5</sup>
- Engineered for patient comfort and improved outcomes<sup>1-4</sup>
- Available in a variety of useful sizes and specifications for the management of moderate to heavily exudating wounds and exit sites<sup>5</sup>



## For your free sample product visit:

[www.kendallamdf foam.com](http://www.kendallamdf foam.com)  
or scan the code

For further information, or to place an order,  
please contact your local Covidien representative



## Kendall™ AMD Antimicrobial Foam Dressings

CODE	DESCRIPTION	PER BOX	SHIP CASE
55522AMD	5 cm x 5 cm	25	100
55535AMD	8.8 cm x 7.5 cm	10	50
55544AMD	10 cm x 10 cm	10	50
55548AMD	10 cm x 20 cm	10	50
55566AMD	15 cm x 15 cm	10	50
55588AMD	20 cm x 20 cm	10	50
55535PAMD	8.8 cm x 7.5 cm with Topsheet	10	50
55544PAMD	10 cm x 10 cm with Topsheet	10	50

## Kendall™ AMD Antimicrobial Foam Border Dressings

CODE	DESCRIPTION	PER BOX	SHIP CASE
55523BAMD	4.4 cm x 8.3 cm Pad: 2.5 cm x 4.4 cm	10	50
55544BAMD	8.9 cm x 8.9 cm Pad: 5.0 cm x 5.0 cm	10	50
55546BAMD	8.9 cm x 14 cm Pad: 5.0 cm x 10 cm	10	50
55566BAMD	14 cm x 14 cm Pad: 10 cm x 10 cm	10	50
55588BAMD	19 cm x 19 cm Pad: 15 cm x 15 cm	10	50

## Kendall™ AMD Antimicrobial Foam Discs

CODE	DESCRIPTION	PER BOX	SHIP CASE
55511AMD	2.54 cm diameter 4 mm hole		10
55512AMD	2.54 cm diameter 7 mm hole		10

## Why not try other products in our Kendall™ AMD range containing PHMB:

### Telfa™ AMD Dressings

CODE	DESCRIPTION	PER BOX	SHIP CASE
<b>Telfa™ AMD Pads, Sterile 1's in Peel Back Package</b>			
7662	7.5 cm x 10 cm Pad, Sterile 1's	50	900
7663	7.5 cm x 20 cm Pad, Sterile 1's	50	600

### Telfa™ AMD Island Dressing, Sterile 1's in Peel Back Package

7665	10 cm x 12.5 cm Island, Sterile 1's	25	200
7666	10 cm x 20 cm Island, Sterile 1's	25	100
7667	10 cm x 25.5 cm Island, Sterile 1's	25	100
7668	10 cm x 35 cm Island, Sterile 1's	25	50

### Kerlix™ AMD Super Sponges

CODE	DESCRIPTION	PER BOX	SHIP CASE
<b>Sterile 2's in Soft Pouch Package</b>			
6662	Medium	40 (2 x 20)	480 (2 x 240)
<b>Sterile 5's in Soft Pouch Package</b>			
6665	Medium	50 (5 x 10)	600 (120 x 5)
<b>Sterile 10's in Plastic Tray</b>			
6660	Medium		480 (48 x 10)

### Kerlix™ AMD Rolls

CODE	DESCRIPTION	PER BOX	SHIP CASE
<b>Sterile in Rigid Plastic Tray 6 ply, 1 roll/tray</b>			
3331	11.4 x 3.7 m		60 rolls
<b>Sterile in Soft Pouch 6 ply, 1 roll/pkg</b>			
3332	11.4 cm x 3.7 m Soft Pack		100 roll

### Excilon™ AMD Sponges

CODE	DESCRIPTION	PER BOX	SHIP CASE
<b>Sterile 2's in peel back package</b>			
7088	10 cm x 10 cm	50 (25 x 2)	600 (300 x 2)
7089	5 cm x 5 cm	70 (35 x 2)	1400 (700 x 2)

#### References:

- Sibbald RG, Coutts P, Woo KY. Reduction of bacterial burden and pain in chronic wounds using a new polyhexamethylene biguanide antimicrobial foam dressing – clinical trial results. *Adv, Skin Wound Care* 2011; 24(2): 78–84.
- Ciprandi G. Palliative wound care in pediatric patients. 21st Conference of the European Wound Management Association, EWMA 25–27 May 2011.
- Warriner L, Spruce P. Managing overgranulation tissue around gastrostomy sites. *Br J Nurs* 2012; Suppl 21(5): S20–25.
- Johnson S and Leak K. Evaluating a dressing impregnated with polyhexamethylene biguanide. *Wounds UK* 2011; 7(2): 20–25.
- Spruce P, Edwards-Jones V, Invin N, Sibbald RG, Shah C, Patel H. Kendall™ AMD Antimicrobial Foam Dressings Made Easy. *Wounds International* 2012; 3(2): Available from <http://www.woundsinternational.com>. Accessed October 2012.
- McGhee D, Bade D, Shah C, et al. Activity of antimicrobial dressings using clinically relevant organisms MRSA, VRE, and *P. aeruginosa*. Mansfield, MA (USA): Covidien, 2009. <http://www.kendallhq.com/ImageServer.aspx?contentID=14302&contentType=application/pdf>. Accessed October 2012.
- Kirker KR, et al. Efficacy of Kendall™ AMD Antimicrobial Foam Dressings against MRSA. *Wounds* 2009; 21(9): 229–233.
- Motta GJ, Trigilia D. Impact of an antimicrobial drain sponge dressing upon specific bacterial isolates at tracheostomy sites. Mansfield, MA (USA): Covidien, 2011.
- Hübner N-O and Kramer A. Review on the efficacy, safety and clinical applications of polyhexanide, a modern wound antiseptic. *Skin Pharmacol Physiol* 2010; 23(Suppl 1): 17–27.
- P Leahy-Gilmarin et al. Time kill kinetics and log reduction activity of Covidien AMD foam™. Presented at the European Wound Management Congress, Geneva 2010.



COVIDIEN (UK) COMMERCIAL LTD.  
4500 PARKWAY  
WHITELEY, FAREHAM  
HAMPSHIRE, PO15 7NY  
UNITED KINGDOM

+44(0)203 027 1757 (T)  
+44(0)203 027 1758 (F)  
UKSALES@COVIDIEN.COM (E)  
WWW.COVIDIEN.COM



**COVIDIEN**

COVIDIEN, COVIDIEN with logo and Covidien logo are U.S. and internationally registered trademarks of Covidien A.G. Other brands are trademarks of a Covidien company ©2013 Covidien  
MS\_WC\_2013\_EP13\_0366