




- The clear acrylic absorbent pad allows wound monitoring without disturbing the dressing
- An effective barrier to contaminants such as fluid, bacteria and pathogens<sup>1</sup>
- Dressing has no upper wear time
- Hypoallergenic and latex-free



# Tegaderm™ Absorbent

## Indications for Use



Pressure ulcers

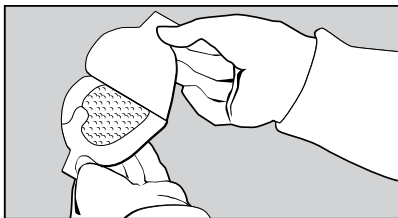
As a secondary dressing

Donor sites

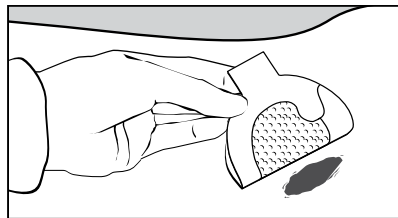
Small post-operative sites

Over skin tears and abrasions

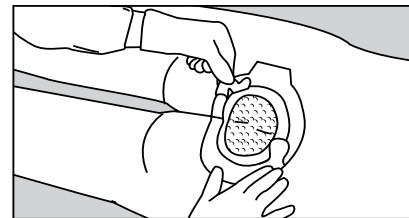
## How to apply



1. Hold the dressing by a tab and peel the liner from the dressing, exposing the adhesive surface.

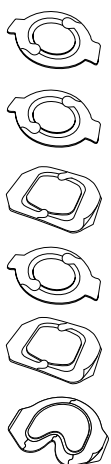


2. Centre the dressing over the wound, adhesive side down. Avoid stretching the dressing.



3. Gently press the dressing in place, adhesive side down, smoothing from the centre outward. Slowly remove the frame while pressing down and smoothing the film border to ensure good adhesion.

## Ordering Information



Product Code	Overall Dressing Size	Absorbent Pad Size	Dressings/Box	Boxes/Case
90800 Oval	7.6 x 9.5 cm	3.8 x 5.7 cm	5	6
90801 Oval	11.1 x 12.7 cm	6.0 x 7.6 cm	5	6
90802 Square	14.9 x 15.2 cm	9.8 x 10.1 cm	5	6
90803 Oval	14.2 x 15.8 cm	8.5 x 10.7 cm	5	6
90805 Square	20.0 x 20.3 cm	14.9 x 15.2 cm	5	4
90807 Sacral	16.8 x 19.0 cm	11.75 x 14.3 cm	5	4



### 3M Skin & Wound Care Division

3M Australia Pty Limited  
ABN 90 000 100 096  
Building A  
1 Rivett Road  
North Ryde NSW 2113  
1300 363 878  
[www.3M.com.au/healthcare](http://www.3M.com.au/healthcare)

### 3M Skin & Wound Care Division

3M New Zealand Limited  
94 Apollo Drive  
Rosedale  
Auckland 0632  
0800 80 81 82  
[www.3M.co.nz](http://www.3M.co.nz)

3M and Tegaderm are trademarks of the 3M Company.  
© 3M 2012. All rights reserved.  
Please recycle. Printed in Australia.  
PB5954/10.12

## Tegaderm™ Absorbent

Long-wear clear acrylic dressing

Reference: 1. Multi-site, randomised, controlled study. Data on file, 3M.