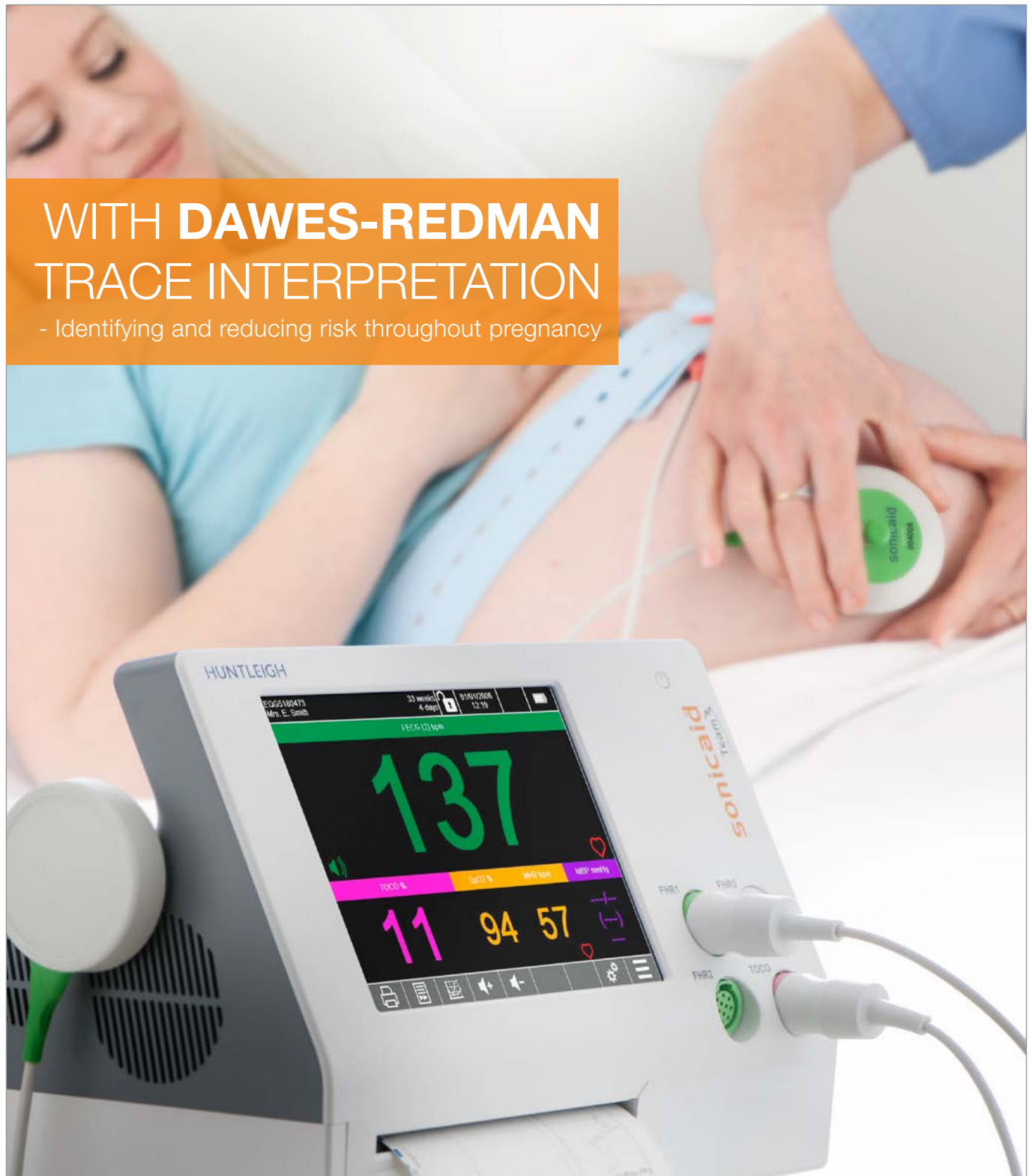


WITH **DAWES-REDMAN** TRACE INTERPRETATION

- Identifying and reducing risk throughout pregnancy



...performance for life

Sonicaid Team 3 Series Advanced Fetal/Maternal Monitors

The NEW SONICAID Team 3 - Fetal monitoring for the next generation

Stylishly designed not to dominate the bedside, Team 3 offers accurate & clear visual status of the fetus and mother. The range is full of features to provide cost-effective, reliable and accurate fetal/maternal monitoring.

Easy to use and intuitive via the icon driven touchscreen, the fetal heart rate can be displayed as "Big numbers" which auto scale for single, twins or triplet monitoring for optimum visibility.

With the widest range of options, Team3 provides excellence in fetal heart rate monitoring with high sensitivity transducers and unique digital processing delivering the best possible monitoring of all mums, from low BMI to high in all antenatal & labour settings.



8.4" Colour Touchscreen

- High resolution display can be viewed from a distance even in brightly or dimly lit environments.
- Wide viewing angle.
- Can be used with gloves on.



Integral Battery

- Ideal for monitoring during transfer.
- Essential where mains power is unreliable.
- Provides up to 4 hours use.



Maternal Vital Signs

- Maternal heart rate.
- NiBP¹
- SpO₂¹



123

Multi Functional Display

- Toggle between "BIG Numbers" and FHR trace display modes.
- On screen trace review & scrolling with clear colour separation of multiple traces.



Patient Records

- Patient database.
- On-screen GA calculator (LMP, GA, EDD).
- Integrated software system interface.



A revolutionary approach to risk management in pregnancy



Integrated Trace interpretation as standard - a unique Clinical Decision Support (CDS) tool

The NEW Dawes-Redman CTG analysis provides an objective, numeric and consistent assessment of the CTG. Exclusive to Huntleigh, the latest version offers an indication of fetal status measured against the latest & largest database of its type, giving far greater reassurance and aiding clinicians' professional experience to determine the best course of care.



Monitoring without limitations

Never lose a trace, and maintain continuous monitoring with the optional internal battery, ideal for monitoring during maternal transfer. For peace of mind our **Trace bank** internal memory and backup feature, allows "a lifetime" of fetal heart traces to be stored, archived and retrieved.²



Maternal Blood Pressure – clinically validated for use in pregnancy

The first fetal monitor with BP technology which measures blood pressure during cuff inflation and is clinically validated for use in pregnancy.³ Increases comfort for the mother avoiding supra-systolic pressure and significantly reduces measurement time and noise.



Additional risk management tool during labour

TREND intrapartum function provides clear data on periodic changes over time in the FHR. For use during the first stage of labour. Trending of baseline, STV and deceleration data provides an aid to labour trace interpretation.



TEAM3 - A/P

Antepartum and Intrapartum models available in singleton, twins or triplet configuration. Available with maternal vital signs and integral battery options.




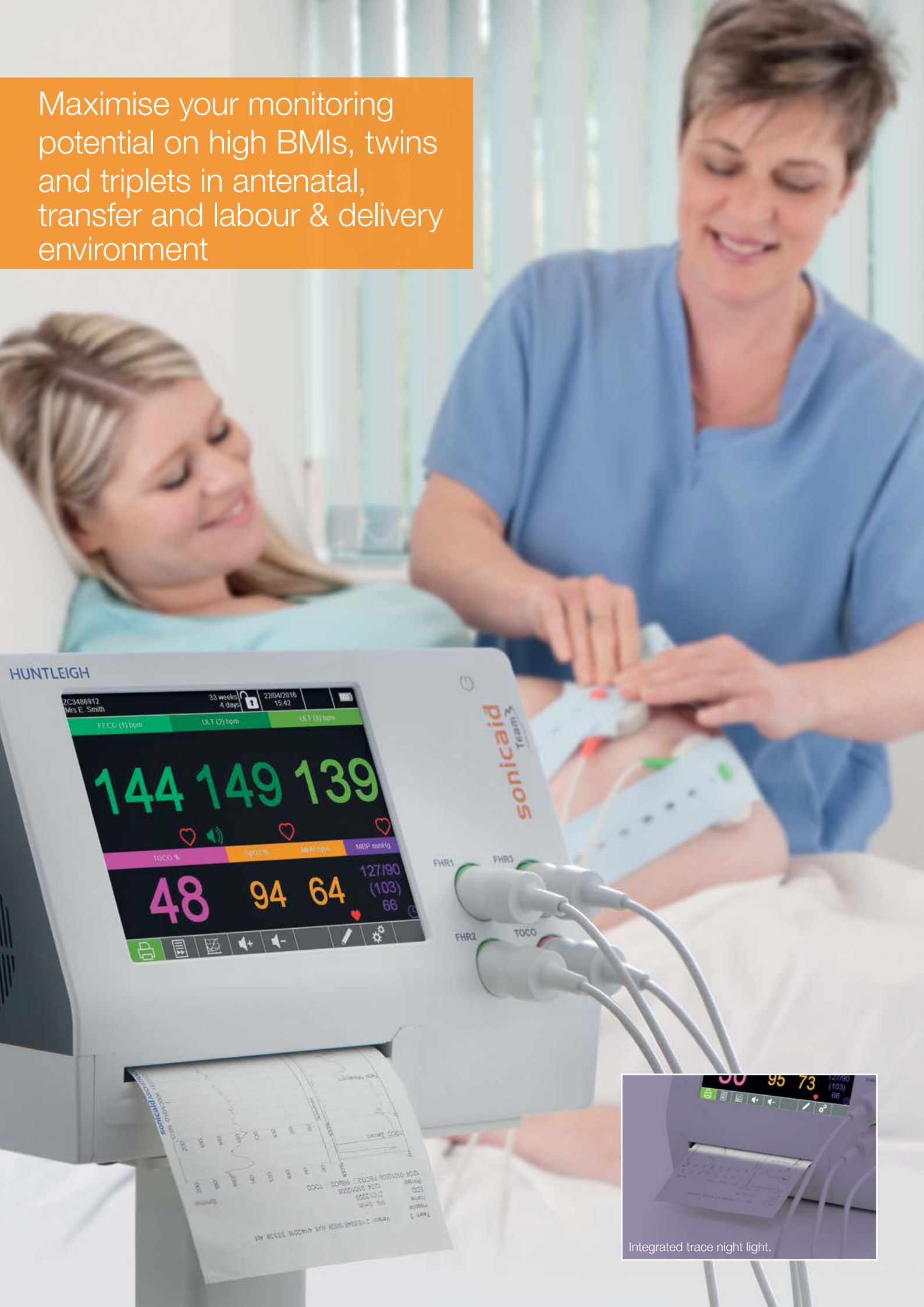
TEAM3 - I/P



TEAM3 - e-CTG

Paperless monitoring option with no printer. (PC & software required)

Maximise your monitoring potential on high BMIs, twins and triplets in antenatal, transfer and labour & delivery environment



Integrated trace night light.

High BMI, High Performance Transducers

Widebeam ultrasound technology

Widebeam ultrasound technology has resulted in a wider, deeper, uniform beam shape, coupled together with superb digital Doppler audio, enabling clinicians to quickly and easily locate and maintain contact with the fetal heart beat. Especially when monitoring high BMI cases.

High BMI Performance

Our highest sensitivity ultrasound reduces the need for invasive FECG monitoring. Our transducers offer outstanding performance even on high BMI women with our "Locate and Track" (patent pending) technology. *"Great performance fetal monitoring, even when used on women with a high body mass index (BMI)..."*
Reduces the need for invasive procedures"

Managing multiple pregnancies

Team 3 is capable of monitoring single, twins and triplets using the same ultrasound frequency, allowing only one monitor to be used, further improving efficiencies.



Wireless Transducers



Compatible with our wireless transducers, Sonicaid Freedom transducers offer flexibility in your choice of how to monitor mother and baby. The system consists of wireless fetal heart and contractions transducers and a receiver base system. This gives a more mobile and less restricted experience, enabling mum to assume positions of comfort in early labour.

- Freedom from cables
- Freedom to move around
- Enhanced safety and convenience for waterbirth monitoring



Dawes-Redman Trace Interpretation

...your expert eye



"Having identified the problems with traditional CTG interpretation, and after dedicating over 35 years' on-going research with the team at Oxford University, I'm delighted to see our analysis increasingly being used worldwide in Huntleigh's products... knowing the benefit this gives in helping babies to enter the world safely & avoiding some of the tragic outcomes we see when CTG interpretation goes wrong."

Professor Chris Redman



sonicaid

**Dawes-Redman
CTG Analysis™**

...your expert eye

What Is Dawes-Redman CTG Analysis?

It is a unique software tool which provides a numeric analysis of the CTG trace and a robust interpretation based on the world renowned Dawes-Redman Criteria.

This is the result of the largest study of its type ever undertaken, conducted by Professors Dawes, Redman et al, at Oxford University.

Why Is It Needed?

- Because the traditional approach of assessing a trace by eye is based on highly subjective opinion. This has been shown to be a major problem.
- Because communication based on subjective opinion ("It looks a bit flat") has also been shown to be associated with poor outcomes.
- Because training is often very limited.

Dawes-Redman Analysis Can Help By Improving Outcomes

- It is a powerful aid to pregnancy management and has the potential to avoid poor outcomes.

Increasing Efficiency

- With results in as little as 10 minutes it can speed up the time taken to perform CTGs.

Avoiding just one poor outcome can save £, \$, € millions.

"The Dawes-Redman Analysis is a robust and valuable system which is used here at King's Mill Hospital on a daily basis in the antenatal day unit. We have used this system for more than 10 years and it has proved invaluable in providing midwives and clinicians with robust and objective trace information when assessing mums. It provides tremendous reassurance to myself & my team and has proved to be a vital addition to our clinical procedures & practices."

Consultant Obstetrician

"I soon realised it's potential and benefits...this can greatly reduce the time for women being monitored and reduce the length of their visit... I learned from the system and rather than replace my clinical judgement it supported it...I would recommend the fetal care system for use in any antenatal setting."

Antenatal Day Unit Manager

Software Solutions

Archive, Review or Share


Complementing the Sonicaid range of Dopplers and fetal monitors, our obstetric information management solutions have been developed to provide a comprehensive clinical record throughout pregnancy, following mother and baby from the first antepartum visit through to delivery.

Modular software solutions for maximum flexibility and efficiency in the care of mother and baby.

Our software is designed to address every type of maternity environment, from simple single user platforms through to fully integrated installations. The platform is a highly scalable system which can increase process efficiency considerably and gives clinicians the ability to customise to suit local protocols, workflows or guidelines.

Access to information improves efficiency

Remote access enhances clinical responsiveness and can be shared over various sites and platforms, including tablets.



Additionally our software now supports transfer of data from the new Sonicaid Digital Doppler range to allow intermittent auscultation examinations to be documented in the patient record.

Features at a glance

- Dawes-Redman Trace Interpretation
- Flexible
- Scaleable
- Multi-lingual
- Customisable
- Now supports Intermittent Auscultation with the new Sonicaid Digital Dopplers

For further information on our suite of Software Systems, please refer to our Software brochure, visit our website or contact our Customer Care Department.



Models and Options

Standard Product Features	TEAM3-A	TEAM3- I
8.5" Colour graphic touchscreen display	•	•
Integral 150mm Printer	•	•
Dawes-Redman 100K CTG Analysis	○	○
Labour TREND function		○
Twins capable*	•	•
Fetal ECG (choice of electrode type)		•**
Maternal ECG		•
Interfaces		
RS232	•	•
Ethernet (TCP/IP)	•	•
USB (x2)	•	•
Wireless System port	•	•
Accessories		
Ultrasound transducer*	•	•
Contractions transducer	•	•
Patient Event Marker	○	○
FECG leg plate interface cable (choice of electrode type)		•**
MECG interface cable		○
IntraUterine Pressure interface cable		○
Sonicaid Freedom - wireless transducer system	○	○
Mobile trolley with storage trays	○	○
Wall mount	○	○
Factory Fit Options		
Maternal Blood Pressure (NIBP + MHR)(inc 1x med, 1x large cuff)	○	
Maternal SpO2 (O2 sat + MHR)(choice of sensor type)	○**	
Triplets capable*	○	○
eCTG (no printer model)	○	○
Integral re-chargeable battery	○	○
DVI video output port	○	○
Paper tray insert for pre-printed paper (choice of paper types)	○	○
Technical Specifications		
Mains power	85-264V, 50/60Hz, <100VA, IEC power cable	
Weight	6Kg (13.5lbs) Max	
Dimensions (WxLxH)	Inc Printer: 32 x 23 x 24cm	Excl Printer: 32 x 23 x 19cm
Regulatory compliance	BS EN60601, Medical Devices Directive 93/42/EEC, BS EN ISO 13485, BS EN ISO 14971, BS EN 62366, BS EN 62304, EN ISO 15223, EN 1041, EN ISO 10993, EN ISO 10993, EN ISO 10993 + Regional registrations / approvals as applicable	

• = Supplied as standard ○ = Available as option

*Supplied as standard with 1 x US transducer, order additional transducers as required.

**May incur additional cost depending on type selected.

- All models supplied complete with gel, latex free transducer belts, chart paper, user manual & quick start guide.
- Factory fit options are "build to order" and may have longer lead times than standard models.
- A wide range of consumables are available - contact your supplier for details.
- Regulatory restrictions in some markets may apply - contact your supplier for details.

HUNTLEIGH ...performance for life

Huntleigh Healthcare Ltd. - Diagnostic Products Division

35 Portmanmoor Road, Cardiff, CF24 5HN, United Kingdom

T: +44 (0)29 20485885 F: +44 (0)29 20492520 E: sales@huntleigh-diagnostics.co.uk

W: www.huntleigh-diagnostics.com



Registered No: 942245 England & Wales. Registered Office:
ArjoHuntleigh House, Houghton Hall Business Park, Houghton Regis, Bedfordshire, LU5 5XF
©Huntleigh Healthcare Limited 2015

AN ARJOHUNTLEIGH COMPANY, MEMBER OF GETINGE GROUP

® and ™ are trademarks of Huntleigh Technology Limited

As our policy is one of continuous improvement, we reserve the right to modify designs without prior notice.

AW:1001005-1

References:

- 1 - only available on the antepartum model - Team3-A
- 2 - "lifetime" storage capacity determined by microSD card size and based on up to 7 years typical use
- 3 - "Clinical study of NIBP at pregnant patients" - Par Medizintechnik GmbH