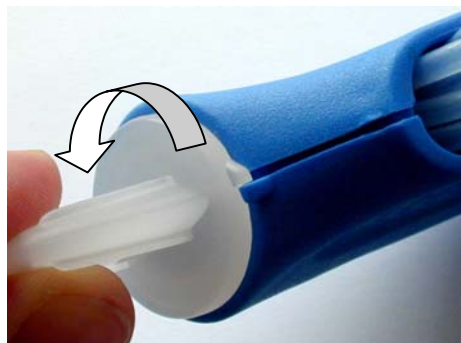



MELAcontrol® is a sterilization **indicator and batch monitoring system** that consists of a test receptacle (the spiral unit) and an indicator strip.

Important: **MELAcontrol®** is designed only for testing Class B autoclaves: i.e., autoclaves that work with **fractionated (pulsed) vacuum** processes.



1. Unscrew the cap from the spiral unit.



2. Take an **indicator strip** out of its pack and fold it **in the middle** (text on the inside).



3. Insert the middle fold of the **indicator strip** into the closure cap of the spiral unit. Insert the indicator strip as far as it will go into the cap.




4. Screw the closure cap back into place as far as it will go into the spiral unit.

If you wish to use the **MELAcontrol® system** as a batch monitoring system, then place the spiral unit with its inserted indicator strip into the autoclave with the items to be sterilized, and start the respective B program.

If you wish to employ the **MELAcontrol® system** to check a Class B vacuum sterilizer, first run one sterilization cycle with the autoclave without any items inside. Then insert a new indicator strip into the spiral unit as described above, and place the spiral on a tray into the empty sterilization chamber. Then run the **Bowie & Dick** test cycle while the autoclave is empty.

When the cycle is finished, remove the spiral unit from the autoclave, and unscrew the cap of the unit. Now check the indicator strip. If it shows a complete colour change, you can assume that the autoclave is functioning effectively and that it successfully sterilizes.

Evaluation:



If the colour of the indicator strip changes completely (see "A"), then this indicates satisfactory steam penetration.



If the colour of the indicator strip has not changed completely (see example "B" above), this indicates unsatisfactory steam penetration. In such a case, please check the autoclave for leaks.

Important: Because of the characteristics of the chemical substances on the indicator strips, and owing to manufacturing processes, the colour change will not always be the same colour. It can range from dark blue to light violet. The important factor, however, is that the colour change be uniform and complete across the entire strip, as shown in "A" above.

Before each test with **MELAcontrol®**, place a new (unused) indicator strip into the spiral unit. After 250 batches, please replace the spiral unit. When you order the indicator strips, you will therefore always receive one new spiral unit for every 250 strips. (**MELAG article no. 01080**)